

# URGENT

MWO effective date is 31 March 2010, and completion date is 31 December 2011.

## \*MWO 9-2320-272-23-1

\*Supersedes copy dated 1 Dec 09.

### MODIFICATION WORK ORDER MODIFICATION OF 5-Ton M939 SPARE TIRE CARRIER REPAIR KIT

NOMENCLATURE	NSN	EIC	NOMENCLATURE	NSN	EIC
Truck, Cargo: Dropside	2320-01-050-2084	BRY	Truck, Dump: 5-Ton,		
Truck, Cargo:			w/winch	2320-01-047-8755	BTG
Dropside, w/winch	2320-01-047-8769	BRT	Truck, Tractor: 5-Ton	2320-01-047-8753	BTE
Truck, Cargo: XLWB	2320-01-047-8771	BRV	Truck, Tractor: 5-Ton		
Truck, Cargo:			w/winch	2320-01-047-8752	BTD
XLWB, w/winch	2320-01-047-8770	BRU	Truck, Van, Expandible:	2320-01-047-8750	BTB
Truck, Dump: 5-Ton	2320-01-047-8756	BTH			

**Headquarters, Department of the Army, Washington, D.C.**

**31 March 2010**

#### REPORTING ERRORS AND RECOMMENDING IMPROVEMENTS

You can help improve this publication. If you find any errors, or if you would like to recommend any improvements to the procedures in this publication, please let us know. The preferred method is to submit you DA Form 2028 (Recommended Changes to Publications and Blank Forms) through the Internet, on the Army Electronic Product Support (AEPS) website. The internet address is <https://aeps.ria.army.mil/>. The DA Form 2028 is located under the Public Applications section in the AEPS Public Home Page. Fill the form and click on SUBMIT. Using this form on the AEPS website will enable us to respond more quickly to your comments and better manage the DA Form 2028 program. You may also mail, e-mail, or fax your comments or DA Form 2028 directly to the U.S. Army TACOM Life Cycle Management Command, ATTN: AMSTA-LCL-MPP/TECH PUBS, 1 Rock Island Arsenal, Rock Island, IL 61299-7630. The e-mail address is [tacomlcmc.daform2028@us.army.mil](mailto:tacomlcmc.daform2028@us.army.mil). The fax number is DSN 793-0726 or Commercial (309) 782-0726. A reply will be furnished to you.

DISTRIBUTION STATEMENT A. Approved for public release; distribution is unlimited

1. PURPOSE.

The purpose of the M939 spare tire repair kit is to replace the t-bolt and retainer nut assembly of the spare tire carrier.

2. PRIORITY.

This modification is classified as URGENT.

3. END ITEM TO BE MODIFIED.

- a. 5-ton, 6x6, M939 series trucks.

NOMENCLATURE	NSN	EIC	PART NO.	CAGEC	MODEL NO.
Truck, Cargo: 5-Ton, 6X6, Dropside	2320-01-050-2084	BRY	8736986-2	19207	M923
Truck, Cargo: 5-Ton, 6X6 Dropside, w/winch	2320-01-047-8769	BRT	8736986-1	19207	M925
Truck, Cargo: 5-Ton, 6X6 XLWB	2320-01-047-8771	BRV	8736987-2	19207	M927
Truck, Cargo: 5-Ton, 6X6 XLWB, w/winch	2320-01-047-8770	BRU	8736987-1	19207	M928
Truck, Dump: 5-Ton, 6X6	2320-01-047-8756	BTH	8736988-2	19207	M929
Truck, Dump: 5-Ton, 6X6, w/winch	2320-01-047-8755	BTG	8736989-1	19207	M930
Truck, Tractor: 5-Ton, 6X6	2320-01-047-8753	BTE	8736990-2	19207	M931
Truck, Tractor: 5-Ton, 6X6, w/winch	2320-01-047-8752	BTD	8736990-1	19207	M932
Truck, Van, Expansibile: 5-Ton, 6X6	2320-01-047-8750	BTB	8736992	19207	M934

- b. The vehicles' National Stock Numbers (NSNs) will not change as a result of this MWO.

4. MODULE.

Not applicable.

5. PARTS TO BE MODIFIED.

Not applicable.

6. APPLICATION.

- a. Time compliance statement: MWO effective date is 31 March 2010 and completion date is 31 December 2011.
- b. The lowest level of maintenance authorized to apply the MWO is unit maintenance.
- c. Work force and man-hour requirements for application of the MWO to a single unit, end item, or system are as follows:

REQUIREMENTS	
WORK FORCE/SKILLS	MAN-HOURS
One Wheeled Vehicle Mechanics (MOS 63B) or equivalent	1

Total man-hours required for a single application of this MWO is 1 hour.

- d. There is no other MWO that must be applied prior to application of this MWO.
- e. There is no additional information necessary to apply this MWO.

#### 7. TECHNICAL PUBLICATIONS AFFECTED/CHANGED AS A RESULT OF THE MWO.

Technical Publication	Date
TM 9-2320-272-24P	February 1999

#### 8. MWO KITS, PARTS, AND THEIR DISPOSITION.

a. The following kit is required to accomplish this modification. The security classification of the kit is unclassified. Shipping data (estimated) are: weight: 3.9 lbs; measurements: 29.25 x 4.38 x 1.38 inches; volume 0.102 cu. ft.

NSN	NOMENCLATURE	CAGEC	PART NO.
2590-01-567-7128	M939 Spare Tire Repair Kit	19207	57K6107

b. The M939 Spare Tire Repair Kit component parts are listed below. The listing is used to inventory the kit for completeness.

NSN	NOMENCLATURE	CAGEC	PART NO.	QTY.
	M939 Spare Tire Repair Kit	19207	57K6107	
9905-00-858-5682	MWO Instruction Plate	19207	10930014	1
5340-01-445-1495	Retainer	19207	12450098	1
5306-01-090-4544	Bolt, Tee	19207	12276960-1	1
5315-008-10-3701	Pin, Spring	96906	MS16562-36	1
5305-00-253-5615	Drivescrew	96906	MS21318-20	1

c. There are no bulk or expendable materials required for the application of the M939 Spare Tire Repair Kit.

#### 9. SPECIAL TOOLS; TOOL KITS; JIGS; TEST, MEASUREMENT, AND DIAGNOSTIC EQUIPMENT (TMDE); AND FIXTURES REQUIRED.

Hand tools necessary to apply the MWO are contained in the following tool kit:

#### 10. MODIFICATION PROCEDURES.

- a. Vehicle Preparation.
  - (1) Set parking brake (refer to TM 9-2320-272-10).
  - (2) Remove spare tire (refer to TM 9-2320-272-10).
  - (3) Enlarge hole in spare tire clamp to allow passage of boss of 12450098 retainer as shown in figure 1.
  - (4) Chamfer edge of angle plate to 45 degrees as shown in figure 2.
  - (5) Install spare tire in spare tire carrier with 12276960-1 T bolt, retainer, and MS16562-36 spring pin as shown in figure 3.

11. CALIBRATION REQUIREMENTS.

Not applicable to this MWO.

12. WEIGHT AND BALANCE DATA.

Weight and balance are not significantly affected by this MWO.

13. QUALITY ASSURANCE REQUIREMENTS.

- a. General. The following information is supplied to ensure the proper application of this modification and provide clarification in regard to the adequacy of the installer's inspection methods and procedures applicable to quality assurance. The procedures include, but are not limited to, installer responsibilities, government verification, and in process and workmanship inspections. Inspections shall be in accordance with TM 750-245-4.
- b. Installer Responsibilities. The installer is responsible for compliance with quality assurance requirements specified herein. These requirements and the installer's plan of inspection, or quality program, constitute the minimum examinations and tests necessary to assure compliance with established requirements. Requirements contained in this MWO shall be included in the installer's inspection plan or quality program. These requirements shall not be construed as eliminating the installer's responsibility from complete compliance with all provisions of the contract. Specific installer responsibilities for modification work order are as follows: The installer is responsible for following instructions contained in this MWO for installation of the M939 Spare Tire Repair Kit and for follow-on tasks IAW MWO 9-2320-272-23-1. Installer is responsible for notifying the Government representative if kit was received incomplete or received in open or damaged condition. The installer is responsible for quality workmanship.
- c. In Process Inspection. During normal assembly operations, paragraph 10, Modification Procedures, will be used to check the installer's work. All defects will be corrected by the installer before the vehicle is placed in service. All vehicles modified during a production shift will be checked to ensure product quality.
- d. Workmanship Inspection. Inspect components removed, installed, or replaced during the modification for security of mounting. Inspect painted areas of cab for missing, chipped, or cracked paint and correct if necessary.

14. RECORDING AND REPORTING OF THE MODIFICATION.

- a. Records and Report Forms. Refer to DA Pam 750-8, DA Pam 738-751, and TB 9-1100-803-15.
- b. Marking Equipment.
  - 1) After the M939 Spare Tire Repair Kit is installed, mark MWO number "9-2320-272-23-1" and date applied in the MWO and date blocks on 10930014 MWO Instruction Plate as shown in figure 4.
  - 2) Install MWO data plate by drilling a 0.104-inch diameter hole (#37 drill) in cab body reinforcement panel and secure with MS21318-20 drivescrew as shown in figure 4.
  - 3) After drivescrew is installed, flatten or remove protruding excess drivescrew material from inside cab body reinforcement panel.

15. MATERIAL CHANGE (MC) NUMBER.

This MWO is authorized by MC number 2-08-06-0006.

16. MODIFICATION IDENTIFICATION.

When installed correctly, the M939 Spare Tire Repair Kit will appear as shown in figure 3.

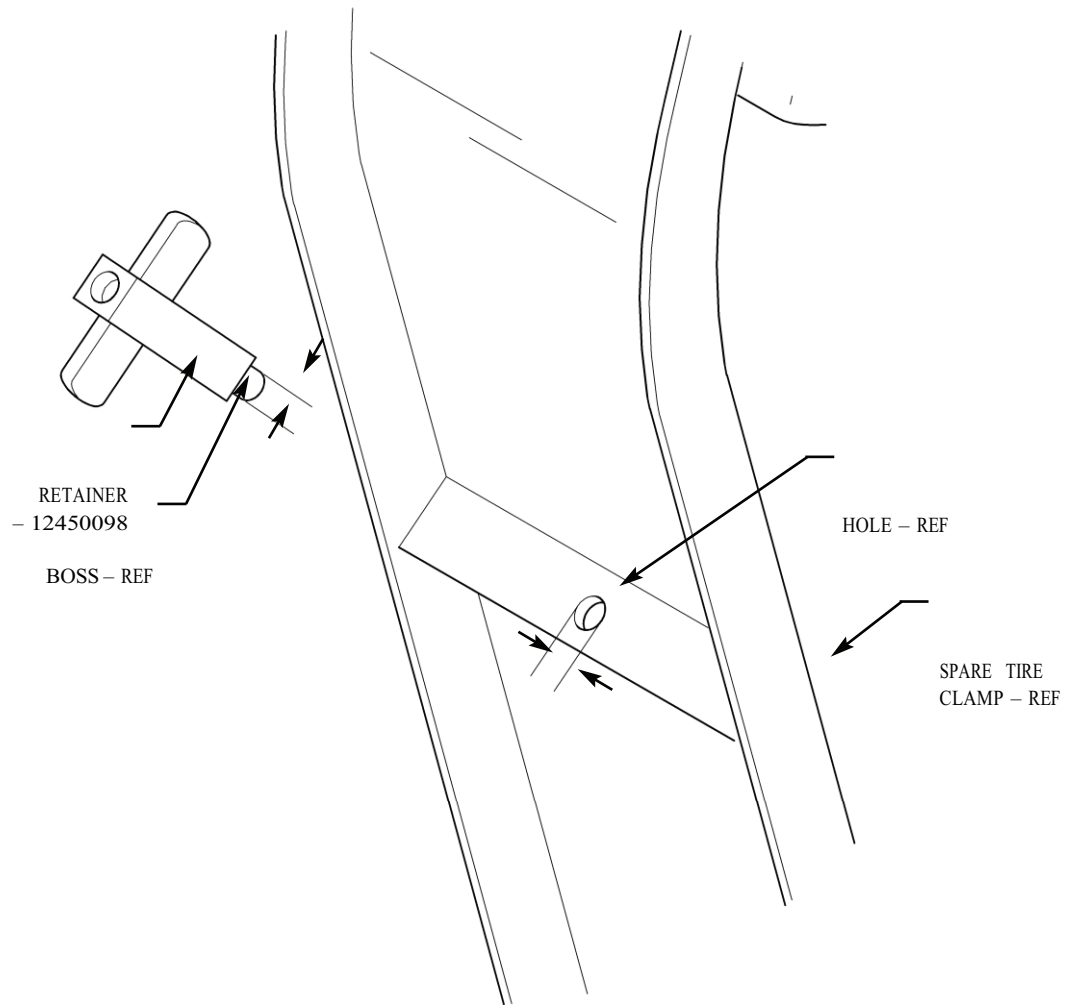


FIGURE 1

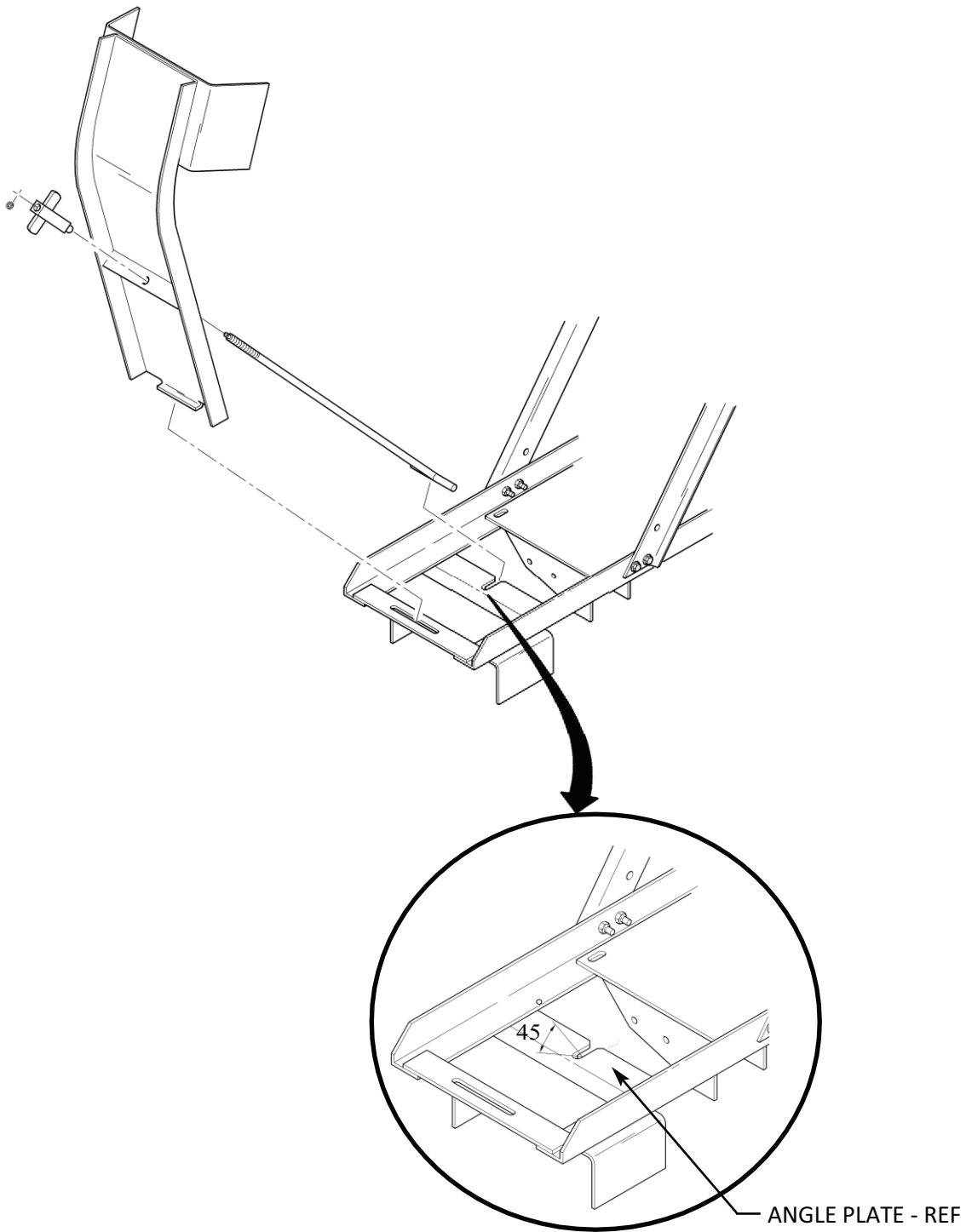
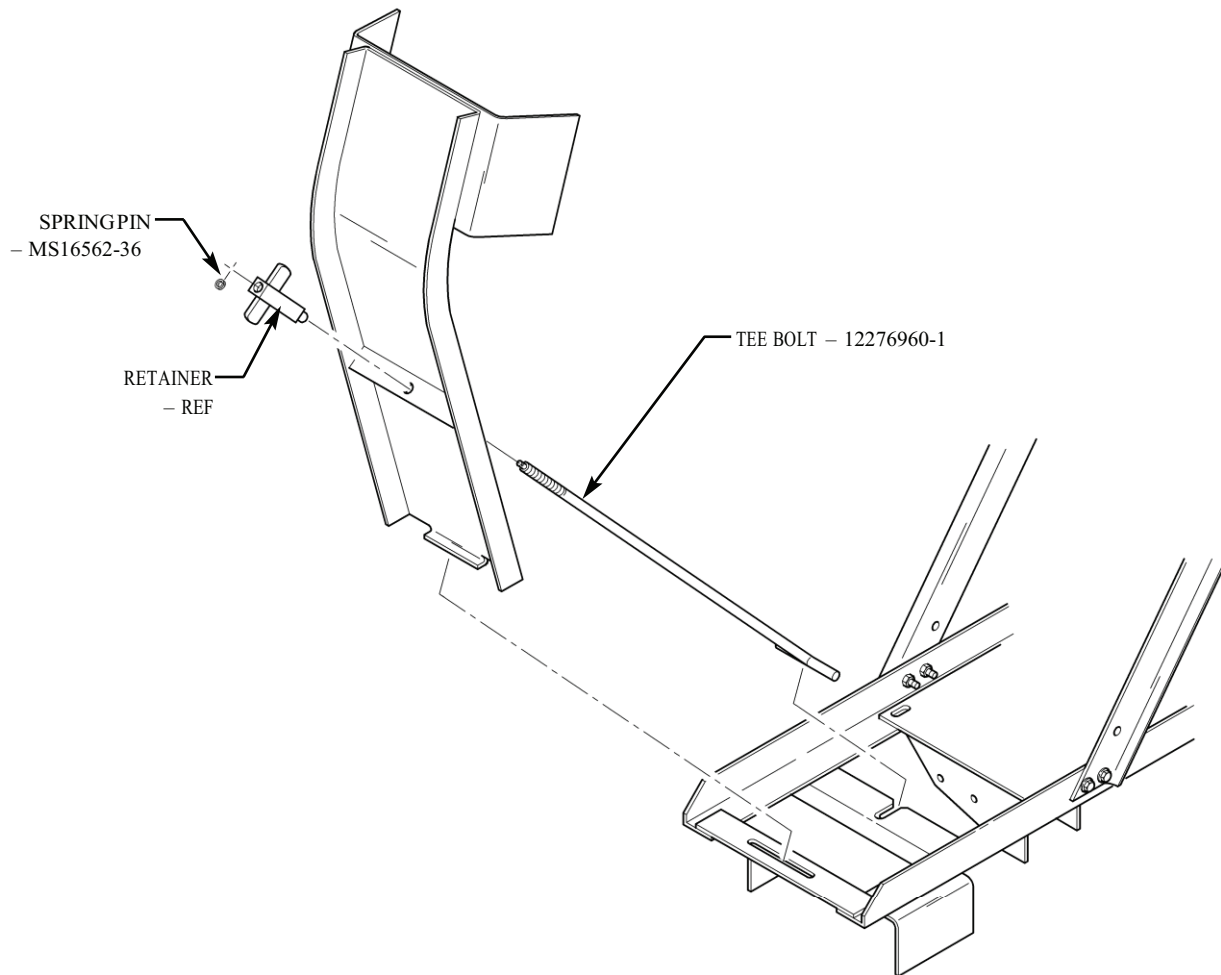


FIGURE 2

**View of Correct Installation**



*FIGURE 3*

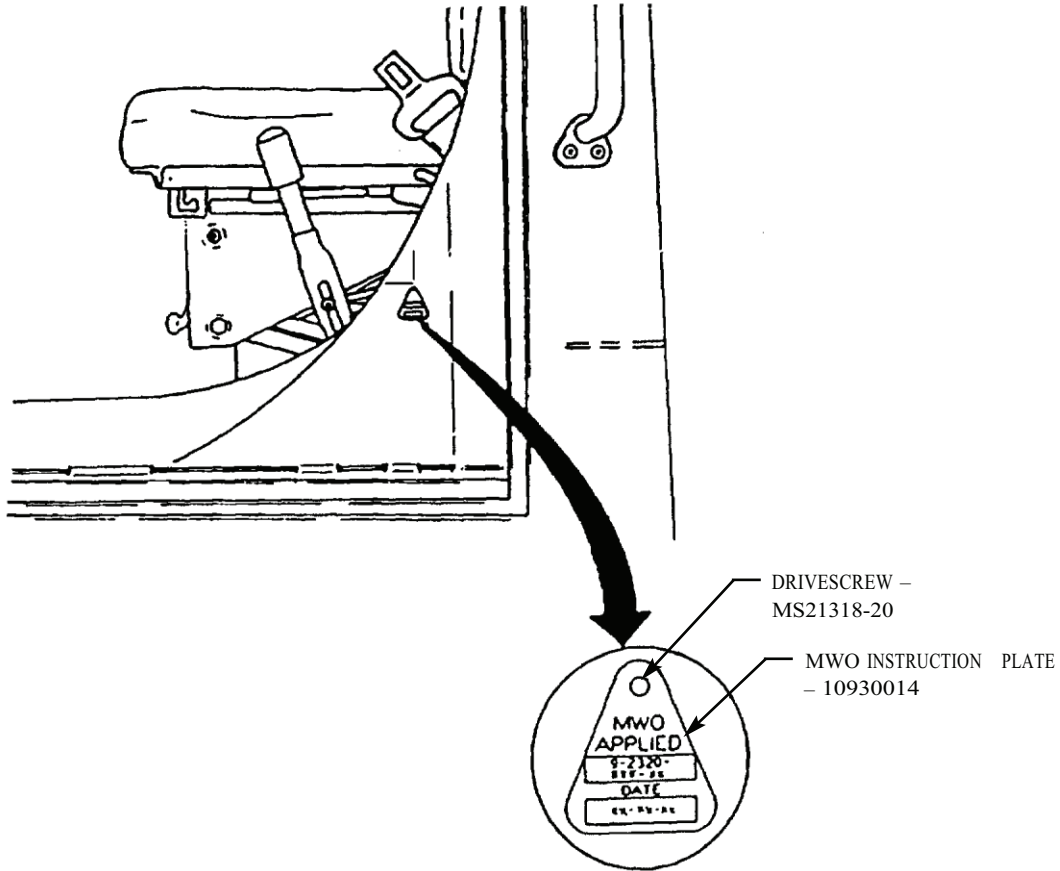


FIGURE4



By Order of the Secretary of the Army:

GEORGE W. CASEY, JR.  
*General, United States Army*  
*Chief of Staff*

Official:

A handwritten signature in black ink that reads "Joyce E. Morrow". The signature is written in a cursive, flowing style.

JOYCE E. MORROW  
*Administrative Assistant to the*  
*Secretary of the Army*  
1008501

Distribution:

To be distributed in accordance with the initial distribution number (IDN) 381247,  
requirements for TM 9-2320-272-23-1.





